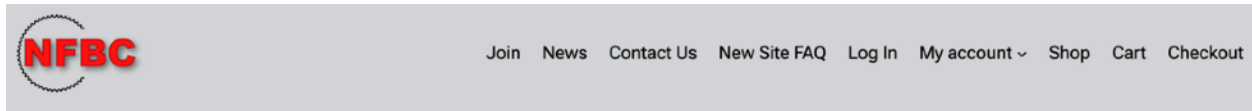


# Existing Member Renewals

This document shows the steps to renew your NFBC membership if you had an account on the old site but have not yet logged in to the new website.

1. Click the Join link. Then click the Select button next to the Member level.



## Join

Level	Price	
Member	\$35.00 now. Membership expires after 1 Year.	<a href="#">Select</a>

2. If you are a new user, you must enter all the information on the form. If you already have an account (from the previous site), click on the “Log in here” link.

## Membership Information

You have selected the **Member** membership level.

The price for membership is **\$35.00** now.

Membership expires after 1 Year.

## Account Information

Username \*

Password \*

Show Password

Confirm Password \*

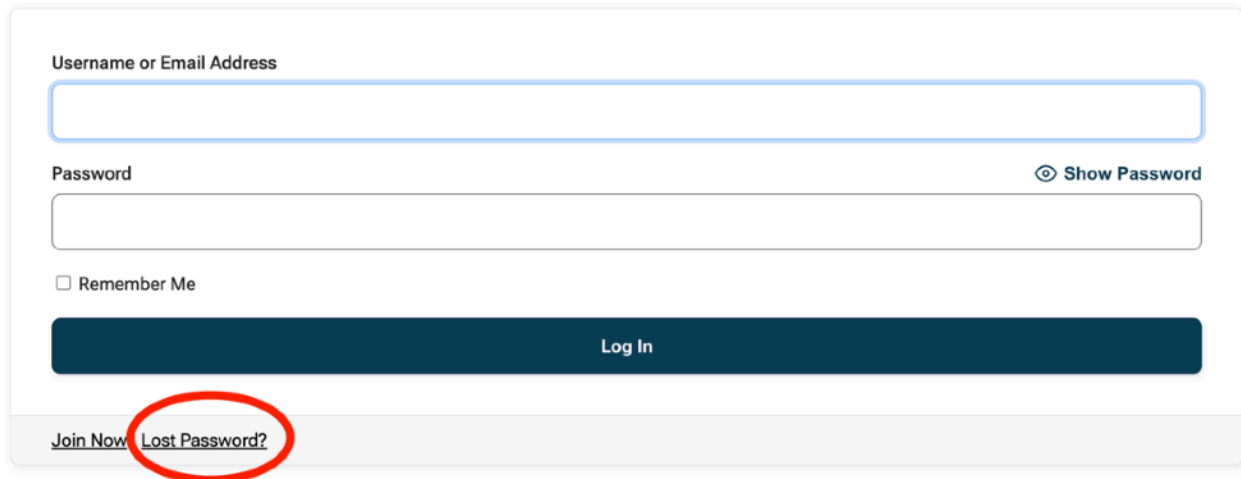
Email Address \*

Confirm Email Address \*

Already have an account? [Log in here](#)

3. At the Login screen, click the “Lost Password?” link if you have not logged into the new site yet.

## Log In



Username or Email Address

Password [Show Password](#)

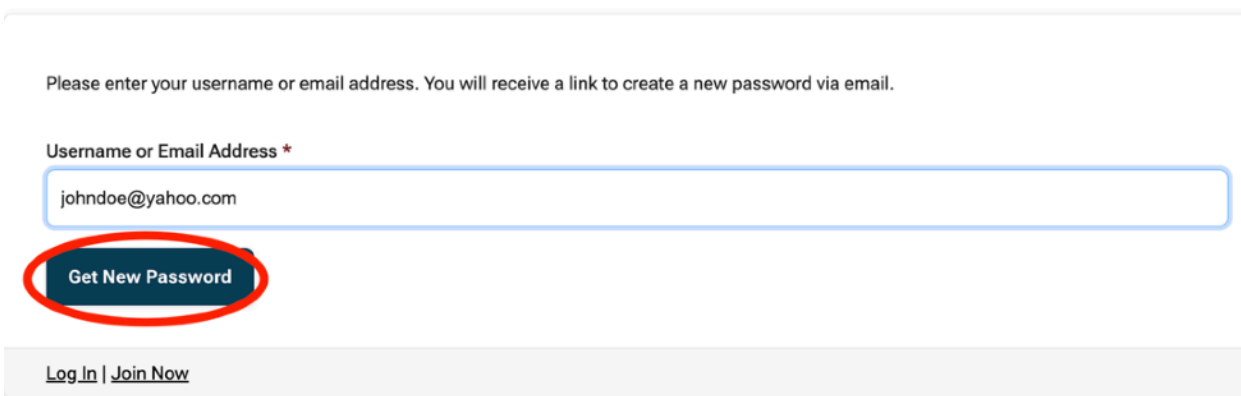
Remember Me

[Log In](#)

[Join Now](#) | [Lost Password?](#)

4. Enter your email address that you used to login at the old site and click “Get New Password”.

## Lost Password



Please enter your username or email address. You will receive a link to create a new password via email.

Username or Email Address \*

[Get New Password](#)

[Log In](#) | [Join Now](#)

5. You will receive an email from NFBC with the subject: [NFBC] Password Reset. It may be in your spam folder. It will contain a link to click on that will allow you to reset your password. Follow this link and the instructions to create a new password (FYI - you will not be allowed to create a weak password). Once you’ve created a new password, follow the prompt to login using your email address and new password.

6. After logging in, you'll be taken to the "My Account" page. Click the "Join" link at the top again. On the Join page, click the "Select" button to purchase the membership.
7. You will be taken to the Membership Checkout page. Some of the information will be pre-filled in based on data that was migrated from the old site. Fill in the remaining required fields, including checking the box to accept the liability waiver. Then click the "Check out with PayPal" button.
8. Once you complete the payment on PayPal you will be redirected back to the NFBC page where you will see a membership confirmation page.